



# Quick Guide: Early Access to Mega Evolutions

Because Mega Evolution is locked to the post game in Ultra Sun & Ultra Moon, you may want to use a save editor to enable it earlier. The best time to do this is after defeating Guzma for the first time (this is when enemy trainers will start using Megas), but you can do it whenever you want. This guide will briefly explain how to do so.

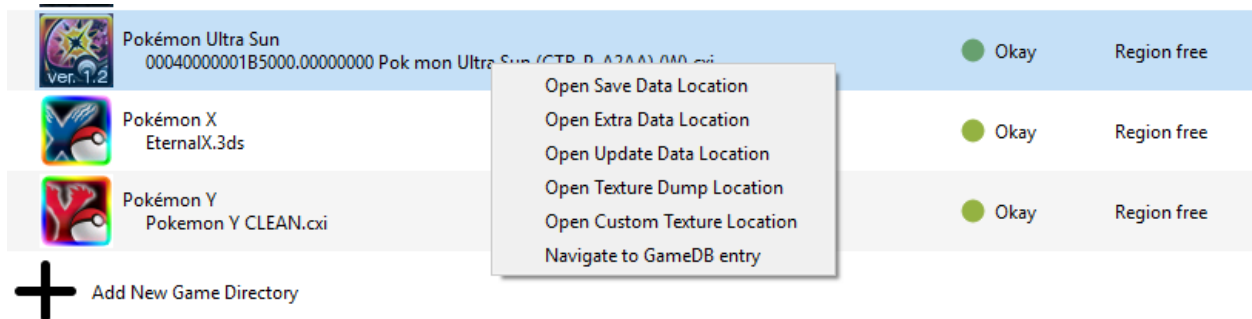
## Step One

Get a copy of PKHeX from this link: <https://projectpokemon.org/home/files/file/1-pkhex/>

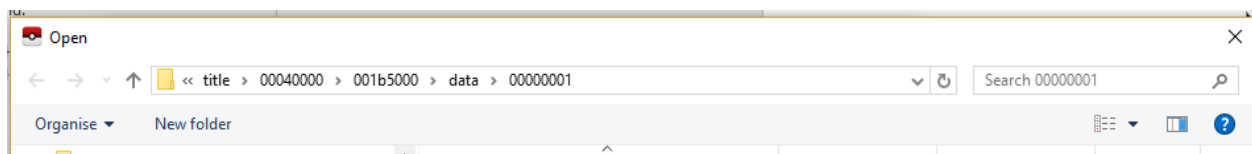
## Step Two

Run PKHeX.exe, click File => Open and navigate to your save file.

**If you're using Citra** and don't know where this is, right-click on your installed game and select "Open Save Data Location" to find it.



You can then copy paste the save file path into the dialogue box that popped up, like so:

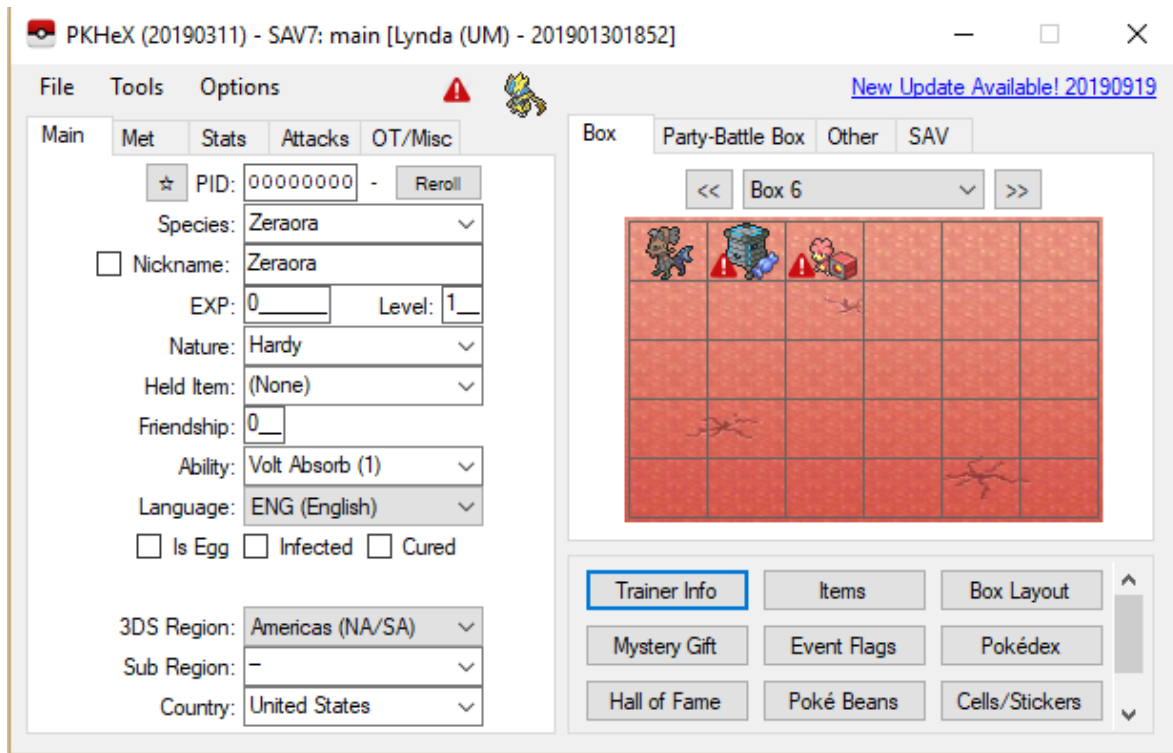


Then, select the file named "main" to open your save.

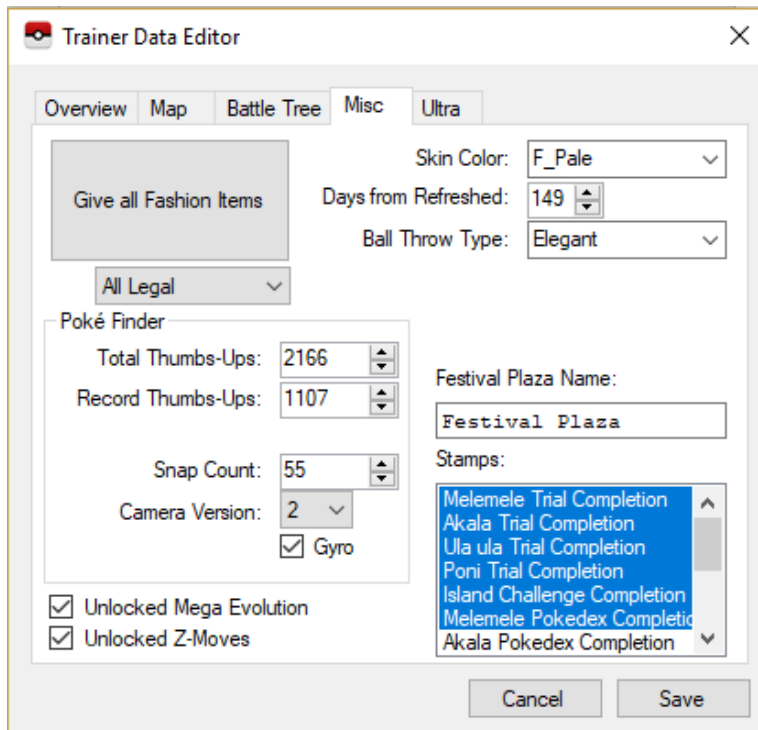
**If you're playing on a 3DS with CFW**, you probably know how to dump your save files by now. If not, get a program named JKSM and follow a guide on how to use it.

## Step Three

Click on the Trainer Info tab:



Then click navigate to the Misc tab:



Finally, check the “unlocked Mega Evolution” box and save.

### **Step Four**

Now you’ll need to give yourself the Mega Stone(s) you want. The easiest way to do this is to edit a Pokémon’s held item to be the appropriate Mega Stone. If your party Pokémon are all holding items, give it to any Pokémon in a box instead.

### **Step Five**

Finally, save your changes by selecting file => Export SAV => Export main and overwriting your old save.

**If you’re playing on 3DS, don’t forget to import your modified save afterwards!**